

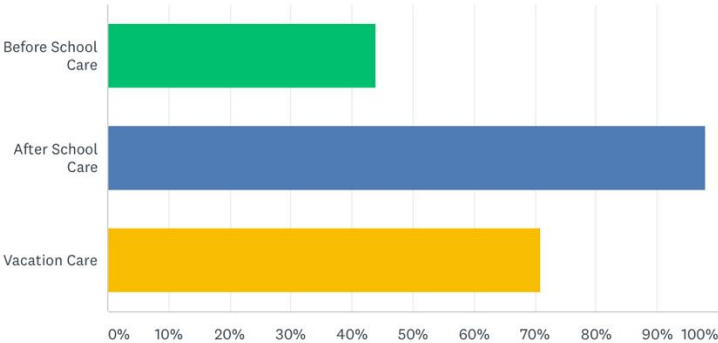
ROSARY SCHOOL OSHC SURVEY RESULTS – TERM 1, 2020

Q1



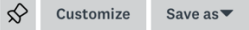
If we were to provide an OSHC program which services would you interested in?

Answered: 100 Skipped: 0



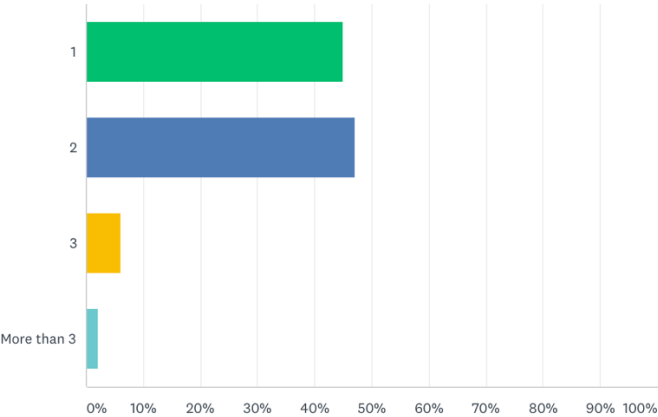
ANSWER CHOICES	RESPONSES
Before School Care	44.00%
After School Care	98.00%
Vacation Care	71.00%
Total Respondents: 100	

Q2





How many children from your family would use the service?

Answered: 100 Skipped: 0



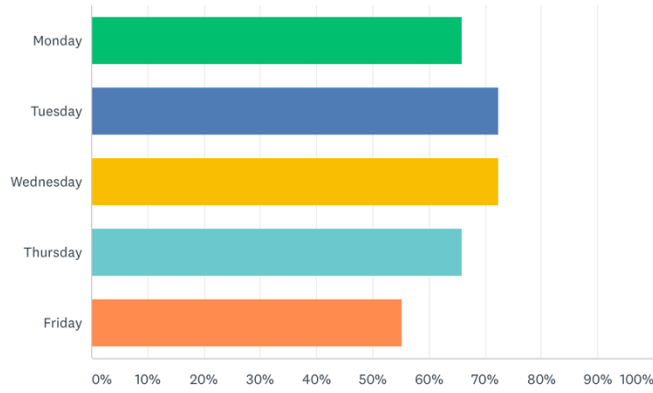
ANSWER CHOICES	RESPONSES
1	45.00% 45
2	47.00% 47
3	6.00% 6
More than 3	2.00% 2
TOTAL	100

Q3

 Customize  Save as ▼



Before School Care - which mornings would you be interested in using the service?

Answered: 47 Skipped: 53



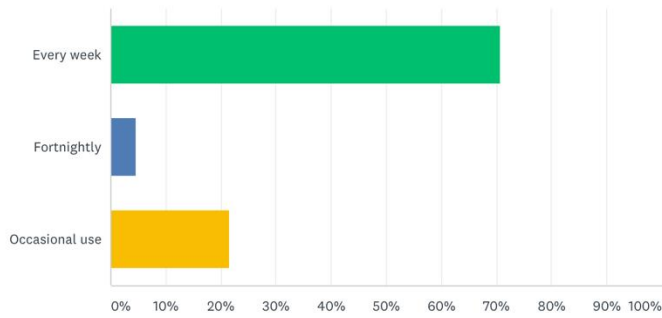
ANSWER CHOICES	RESPONSES
▼ Monday	65.96% 31
▼ Tuesday	72.34% 34
▼ Wednesday	72.34% 34
▼ Thursday	65.96% 31
▼ Friday	55.32% 26
Total Respondents: 47	

Q4

 Customize  Save as ▼

In regards to the above would this be...

Answered: 65 Skipped: 35



ANSWER CHOICES	RESPONSES
▼ Every week	70.77% 46
▼ Fortnightly	4.62% 3
▼ Occasional use	21.54% 14
TOTAL	65

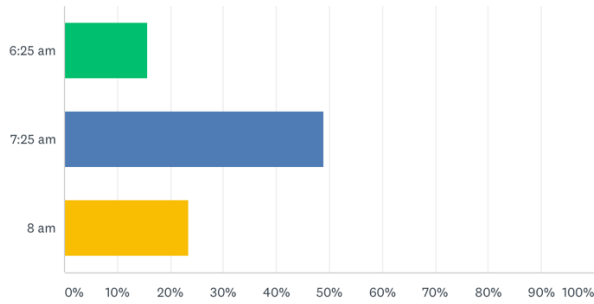
[Comments \(2\)](#)

Q5

Customize Save as

What time would a BEFORE SCHOOL service need to be open to meet your needs?

Answered: 51 Skipped: 49



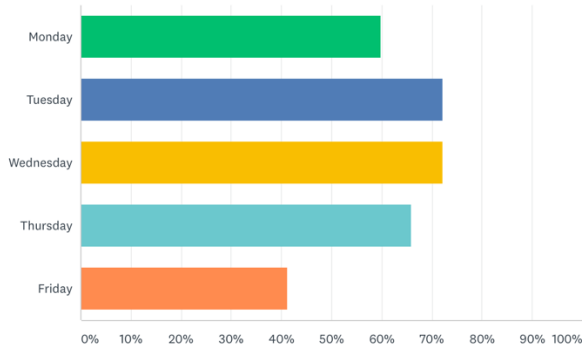
ANSWER CHOICES	RESPONSES
6:25 am	15.69% 8
7:25 am	49.02% 25
8 am	23.53% 12
TOTAL	51

Q6

Customize Save as



After School Care - which afternoons would you be interested in using the service?

Answered: 97 Skipped: 3



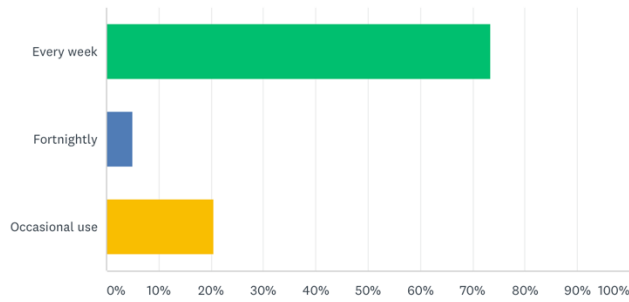
ANSWER CHOICES	RESPONSES
Monday	59.79% 58
Tuesday	72.16% 70
Wednesday	72.16% 70
Thursday	65.98% 64
Friday	41.24% 40
Total Respondents: 97	

Q7

 Customize  Save as ▼

In regards to the above would this be...



Answered: 98 Skipped: 2



ANSWER CHOICES	RESPONSES	
▼ Every week	73.47%	72
▼ Fortnightly	5.10%	5
▼ Occasional use	20.41%	20
TOTAL		98

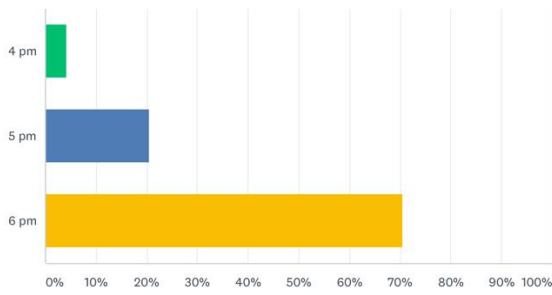
[Comments \(3\)](#)

Q8

 Customize  Save as ▼

What time would an AFTER SCHOOL service need to be open to meet your needs?

Answered: 98 Skipped: 2



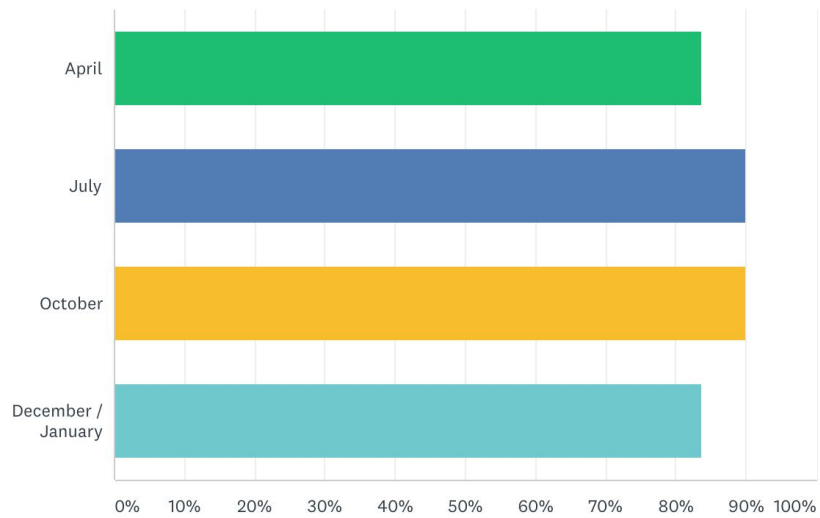
ANSWER CHOICES	RESPONSES	
▼ 4 pm	4.08%	4
▼ 5 pm	20.41%	20
▼ 6 pm	70.41%	69
TOTAL		98

[Comments \(8\)](#)



Vacation Care - which holidays would you be interested in using the service for?

Answered: 80 Skipped: 20



ANSWER CHOICES	RESPONSES
▼ April	83.75% 67
▼ July	90.00% 72
▼ October	90.00% 72
▼ December / January	83.75% 67
Total Respondents: 80	